


Portable Fume Extraction Units. For Tip Extraction.



WFE Portable Fume Extraction Unit for use with compressed air.

The Weller WFE is a small, portable unit to extract fumes from up to two FE soldering pencils. The required vacuum is produced by a maintenance-free venturi operating on 3.5 to 6 bar clean and oil-free compressed air. The polluted air is cleansed by a pre- and main filter system. The prefilter is a fine particulate gas filter (F7).

The compact main filter cartridge consists of a wide band gas filter stage (50% active carbon, 50% Puratex) and a submicron particulate air filter stage (H13). This highly efficient filter system allows the Weller WFE to operate as a real air recirculating device. The filter lift system makes the filter change quick and easy.



Technical Data WFE:

Height	200 mm
Diameter	140 mm
Weight	2,7 kg
Operation Pressure	3,5 - 6 bar
Air Consumption	30 l/min
Sound Level	39 db(A) at 1 m
Max. Vacuum	-20.000 Pa
Max. Capacity	2 FE soldering pencils
Order No.	5 36 402 99

Spare Parts:

- Compressed air filter
- Main filter cartridge consists of:
 - submicron particulate air filter (H13)
 - wide band gas filter (50% active carbon, 50% Puratex)
- Fine particulate air filter (F7)



- 5 87 357 57
- 5 36 410 99
- 5 36 421 99 (3 pack)

WFE P Portable Fume Extraction Unit with integral pump.

The Weller WFE P is an electrically-driven solder fume extracting unit designed to cleanse fumes from up to two FE soldering pencils. The compact size makes it convenient to use anywhere. The 230V/50Hz silent running maintenance-

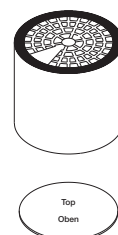
free rotary pump makes the WFE P independent from external air sources. A thermal overload protects the unit from overheating. The WFE P has the same efficient three-stage filter system as the WFE.

Technical Data WFE P:

Height	295 mm
Diameter	140 mm
Weight	4 kg
Mains	230 V/50Hz
Power Absorption	50 W
Sound Level	40 db(A) at 1 m
Max. Vacuum	-30.000 Pa
Max. Capacity	2 FE soldering pencils
Order No.	5 36 386 99 (UK: 5 36 383 99)

Spare Parts:


- Main filter cartridge consists of:
 - submicron particulate air filter (H13)
 - wide band gas filter (50% active carbon, 50% Puratex)
- Fine particulate air filter (F7)



- 5 36 410 99
- 5 36 421 99 (3 pack)



Mobile Fume Extraction Units. For Tip Extraction.



WFE 10 Mobile Fume Extraction Unit.

The Weller WFE 10 is an independent mobile filter system to extract solder fumes from up to ten FE soldering pencils. It is suitable for continuous industrial use. The 230 V / 50Hz motor is silent running, maintenance-free and protected with thermal and electrical fuses. The unit has a four stage replaceable filter system comprising:

- an expanded metal condensation filter,
- a fine particulate air filter grade F7 fitted as standard,
- a submicron particulate air filter HEPA grade H13






and a wide band gas filter (50% active carbon, 50% Puratex). It removes 99,95% DOP of contaminants up to 0,3 microns. The modular construction enables easy filter change. An electronic system monitors the filter condition and will shut the system down if the filter becomes blocked. The filter condition is indicated by a red/green display.



Technical Data WFE 10:

Dimensions	420 x 420 x 735 mm (L x W x H)
Weight	55 kg
Mains	230 V / 50 Hz
Power Absorption	550 W
Sound Level	49 db(A) at 1 m
Max. Vacuum	12.000 Pa
Max. Conveyance	80 m³/h
Max. Capacity	10 FE soldering pencils
Order No.	5 36 303 99

Spare Parts:

- Expanded metal condensation filter		5 36 342 99
- Fine particulate air filter (10 pcs.)		5 36 339 99 F5 5 36 355 99 F7 5 36 359 99 F9
- Submicron particulate air filter		5 36 340 99 H13
- Wide band gas filter (50% active carbon, 50% Puratex)		5 36 341 99
Optional: Gas filter (100% active carbon)		5 36 354 99

WFE 35 Mobile Fume Extraction Unit.

The Weller WFE 35 is a central filter system to extract solder fumes from upto 35 fume extraction soldering pencils. It is suitable for continuous use. The 230 V/50Hz motor is maintenance-free and silent running to operate at individual work stations without disturbing the operator. The unit has a four stage replaceable filter system comprising: an expanded metal condensation filter, a fine particulate air filter grade F7 fitted as standard, a submicron particulate air filter HEPA grade H13






and a wide band gas filter (50 % active carbon, 50 % Puratex). It removes 99,9 5% DOP of contaminants up to 0,3 microns. The modular construction enables easy filter change. An electronic system monitors the filter condition and will shut the system down if the filter becomes blocked. The filter condition is indicated by a red/green display.




Technical Data WFE 35:

Dimensions	650 x 350 x 750 mm (L x W x H)
Weight	80 kg
Mains	230 V / 50 Hz
Power Absorption	1,36 KW
Sound Level	52 db(A) at 1 m
Max. Vacuum	11.000 Pa
Max. Conveyance	220 m³/h
Max. Capacity	35 FE soldering pencils
Order No.	5 36 300 99

Spare Parts:

- Wide band gas filter (50% active carbon, 50% Puratex)		5 36 313 99
- Submicron particulate air filter		5 36 312 99 H13
- Fine particulate air filter F5		5 36 311 99 (10 pcs)
- Expanded metal condensation filter		5 36 310 99
Optional: Gas filter (100% active carbon)		5 36 314 99

Portable Fume Extraction Units. For Volume Extraction.



WFE 2S Portable Fume Extraction Unit.

The Weller WFE 2S system for volume extraction provides volume fume extraction capability for two work stations. A powerful maintenance free variable speed motor provides an air flow rate of 230 m³/h when running at max speed. A built-in micro processor controls the adjustable speed of the turbine. The three stage filter system is fitted as standard and is easy to replace, consisting of a fine particulate air

filter and a combined sub-micron particulate air filter + wide band gas filter. The WFE 2S comes with 1 pipe connector (2 optional). A wide range of accessories including arms with conical nozzle, flat nozzle small vent, extraction hood and tray provide for maximum flexibility.



Technical Data WFE 2S:

Dimensions	320 x 320 x 395 mm (L x W x H)
Weight	19 kg
Mains	230 V
Power Absorption	275 VA
Sound Level	48 db(A) at 1 m
Max. Vacuum	2.700 PA
Max Airflow	230 m ³ /h
Max. Capacity	2 work places
Standard connector	DN 40
Potentiometer for speed control	
LED for filter control	
RS 232 interface for remote control	
Order No.	5 36 266 99 (UK: 5 36 263 99)

Spare Parts:

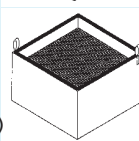
-Fine particulate air filter (10pcs)



5 87 358 84 F5
5 87 358 85 F7

-Main filter cartridge consists of:

- submicron particulate air filter (H13)
- wide band gas filter (50 % active carbon, 50 % Puratex)



5 87 358 83

optional:
Wide band gas filter (50 % active carbon, 50 % Puratex) without submicron particulate air filter

5 87 358 95

WFE 2S Kits for one or two workplaces.

For assembly, rework, service and laboratory applications the Weller WFE 2S Zero Smog fume extraction system is available in two kit forms. Each kit comes ready for use and provides volume fume extraction for either one or two work stations. Both versions have the WFE 2S as the base equipment and have suitable accessories for quick installation. The accessories consist of fle-

xible extraction arms and extraction hoses, extraction plate, extraction hood, extraction nozzles and table-mounting set. For professional use the accessory parts are ESD-safe.



WFE 2 Kit 1 (for one workplace) consists of:

- 1 Fume extraction unit WFE 2S
- 1 Extraction arm with nozzle WFAN 50, flexible, 50 mm diameter
- 1 Table-mounting set WFTB 50
- 1 Seal WFFMP 50
- 1 Flexible hose NW 50 (3 m)


Order No. 5 36 436 99 (UK: 5 36 433 99)

WFE 2 Kit 2 (for two workplaces) consists of:

- 1 Fume extraction unit WFE 2S
- 2 Extraction arms with nozzle WFAN 50, flexible, 50 mm diameter
- 2 Table-mounting sets WFTB 50
- 2 Seals WFFMP 50
- 2 Flexible hoses NW 50 (3 m)

Order No. 5 36 456 99 (UK: 5 36 453 99)

Mobile Fume Extraction Units. For Volume Extraction.



WFE 4S Mobile Fume Extraction Unit.

The Weller WFE 4S fume extraction unit provides volume extraction capability for upto 6 work places. A powerful maintenance free variable speed motor provides an airflow rate of 615 m³/h at max speed. A built-in microprocessor controls the adjustable speed of the turbine. The airflow rate is continuously displayed digitally. The microprocessor also ensures detection of operating hours and the level status of filter absorpency. The three-stage filter is fitted as standard and is easy to replace, consisting of a fine parti-

culate air filter and combined submicron particulate air filter + wide band gas filter. The WFE 4S centralised system is supplied complete with one pipe connector (three optional) and is easily connected to the pipe system. A wide range of pipe accessories including arms with conical nozzle, flat nozzle small vent, extraction hood and tray provide for maximum flexibility.

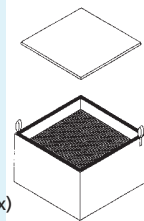


Technical Data WFE 4S:

Dimensions	450 x 450 x 650 mm (L x W x H)
Weight	21 kg
Mains	230V / 50Hz
Power Absorbtion	450VA
Sound Level	51 db(A)
Max. Vacuum	2.800 Pa
Max. Conveyance	615 m ³ /h
Max. Capacity	max. 6 work places
Standard connector	DN 70
3 operating modes	(Normal-/ ECO-/ Regelmode)
LED for filter control	
RS 232 interface for remote control	
Order No.	5 36 256 99 (UK: 5 36 253 99)

Spare Parts:

- Fine particulate air filter (10pcs)
- Main filter cartridge consists of:
 - submicron particulate air filter (H13)
 - wide band gas filter (50 % active carbon, 50 % Puratex)
- optional:
 - Wide band gas filter (50 % active carbon, 50 % Puratex) without submicron particulate air filter



- 5 87 358 37 F5
- 5 87 358 36 F7
- 5 87 358 58
- 5 87 358 35

Prefilter box For all Weller® fume extraction units.

To expand filter capacity of all fume extraction units, e.g. for solder baths, solder robots or even laser applications. To be assembled directly on top or as stand-alone.


Order No. 5 87 358 62

Consists of:

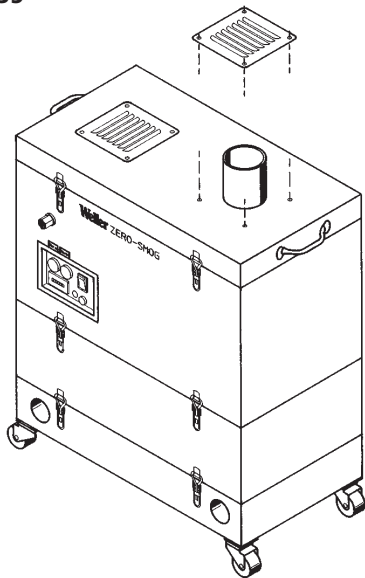
- Filter box
- Fine particulate air filter (F7) 5 87 358 60
- 2 pcs of hose adapter DN 70 5 87 358 32



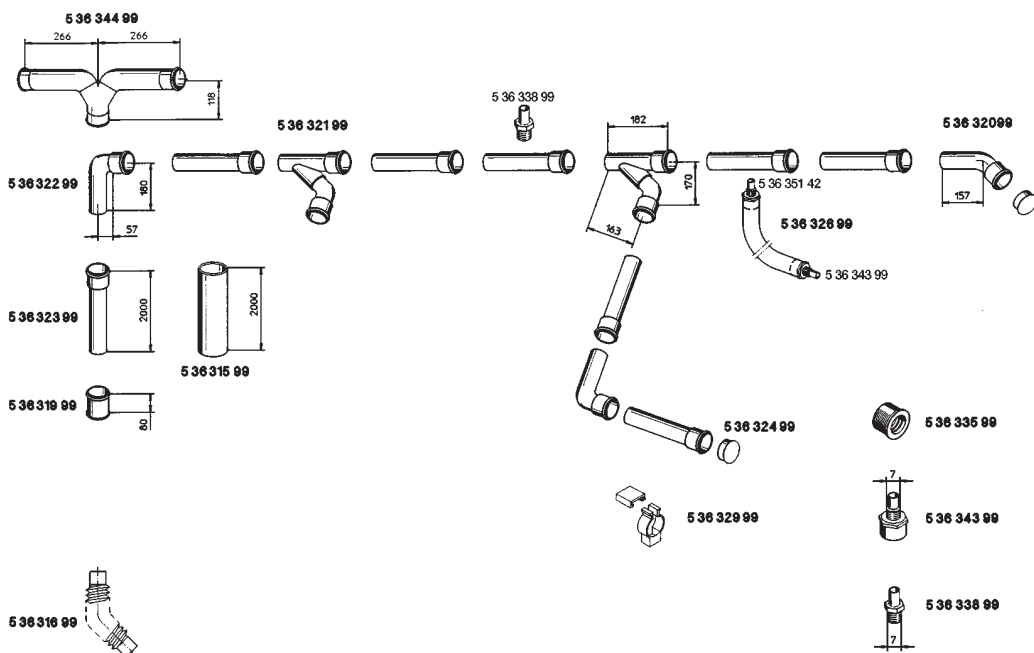
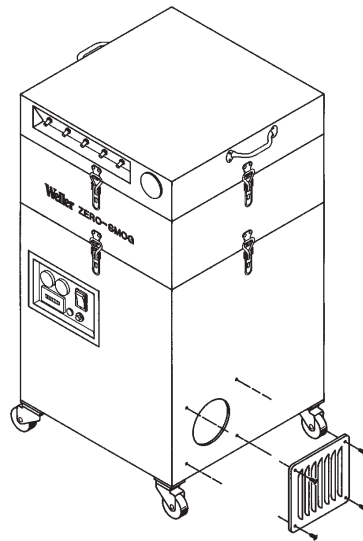
Installation Proposal for the DN 40 Tubing System – Tip Suction.



Weller® WFE 35



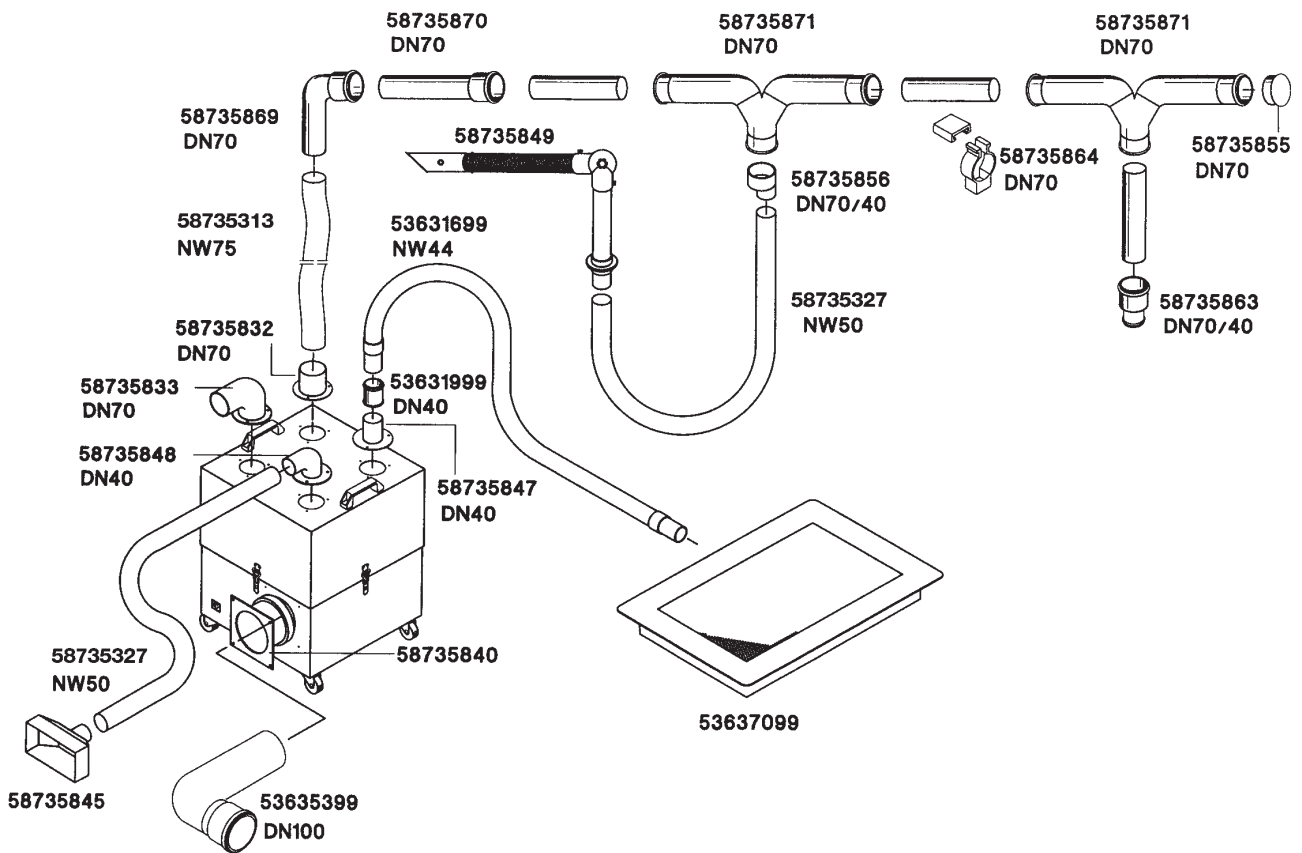
Weller® WFE 10



Installation Proposal for the DN 70 Tubing System – Volume Extraction.












Weller® WFE 4S




4D2R653

Accessories for the DN 40 and DN 70 Tubing Systems.

System DN 40	System DN 70		Description	
5 36 323 99	5 87 358 70		Tube 2 m with socket	
5 36 322 99	5 87 358 69		Bow 90° with socket	
5 36 344 99	5 87 358 71		T-distributor 2 x 90° with socket	
5 36 321 99	—		2 x 45° distributor with socket	
5 36 319 99	5 87 353 18		Double socket	
5 36 324 99	5 87 358 55		Tube end cap	
5 36 329 99	5 87 358 64		Tube clamp	
Tube reductions	5 87 358 63		Reduction from DN 70 to DN 40 with 2 sockets	
	5 87 358 56		Reduction from DN 70 to DN 40 without sockets	
Exhaust Accessory.			DN 100 Bow 90° with socket for WFE 10 and WFE 35	
	5 36 353 99			
	5 36 315 99			2 m Breather tube DN 100, without socket for WFE 4S, WFE 10 and WFE 35
	5 87 346 99			Exhaust flange for DN 100 tube (only for use with WFE 10)
	5 87 358 40		Exhaust flange for DN 100 tube (only for use with WFE 4S)	

**Accessory
For Tip Suction.**



Model		Description
5 36 316 99		Extraction tube NW 44 (1 m), complete with 2 connection cones,
5 36 414 99		Flex tube NW 44, without connection cones (meter goods)
5 36 415 99		Connection cone for flex tube NW 44
5 36 326 99		Extension hose DN 17 (5 m)
5 36 343 99		Adaptor from DN 17 to 5 mm suction hose, M8 x 1
5 36 338 99		Hose connector for hose 5 mm, M8 x 1
5 36 351 42		Hose connector for hose DN 17 G 3/8"
5 36 352 44		Nut G 3/8" for nipple 5 87 351 42

Accessory For Volume Extraction.




Model		Description
5 87 358 47 (DN 40) 5 87 358 32 (DN 70)		Suction flange for WFE 2S + WFE 4S
5 87 358 48 (DN 40) 5 87 358 33 (DN 70)		Suction flange 90° for WFE 2S + WFE 4S
5 87 353 27 5 87 353 13		Hose NW 50 for DN 40 tube system Hose NW 75 for DN 70 tube system (meter goods)
5 87 358 79 5 87 358 31		Hose clamp (2 pcs.) 50-70 mm for hose NW 50 Hose clamp (2 pcs.) 70-90 mm for hose NW 75
5 36 370 99		Extraction table, active surface 600 x 350 mm connectable from sides or below. For tube system DN 40, especially for the extraction of disagreeable solvent or adhesive smells.
5 87 358 45		Metal table extraction hood connectable to the DN 40 Tube system. Suitable for the extraction of solder fume in hot air applications or for work at small circuit boards.


**Accessory
For Volume Extraction.**



Model		Description
5 87 358 49		One joint extraction arm, flexible, for bench assembly Ø 50 mm, includes clamp holder, air flow adjustable, ESD safe
5 36 374 99		WFAN 50 Extraction arm Ø 50 mm, flexible, with nozzle Ø 50 mm, ESD safe needs WFFMP 50 seal
5 36 372 99		WFAF 50 Extraction arm Ø 50 mm, flexible, with funnel Ø 100 mm, ESD safe needs WFFMP 50 seal
5 36 373 99		WFAS 50 Extraction arm Ø 50 mm, flexible, with slot 210 x 20 mm, ESD safe needs WFFMP 50 seal
5 36 378 99		WFCC 50 Extraction hood 240 x 100 mm, with flexible hose 1 m, ESD safe needs WFFMP 50 seal
5 36 380 99		WFDD 50 Extraction plate 300 x 210 mm, with flexible hose 1 m, ESD safe needs WFFMP 50 seal
5 36 371 99		WFFMP 50 seal, locking adjustable
5 36 379 99		WFTB 50 Table mounting set



Here's the line-up of the Weller systems for tip suction:



WFE

Compressed air operated portable fume extraction unit

Consists of:

- Fume extraction unit
- Compressed air filter
- Fine particulate air filter F7
- Main filter cartridge (submicron particulate air filter + wide band gas filter)

Order No.: 5 36 402 99

WFE P

Portable fume extraction unit with in-built pump

Consists of:

- Fume extraction unit
- Fine particulate air filter F7
- Main filter cartridge (submicron particulate air filter + wide band gas filter)

Order No.: 5 36 386 99
(UK: 5 36 383 99)

WFE 10

Mobile fume extraction unit with in-built pump

Consists of:

- Fume extraction unit
- Expanded metal condensation filter
- Fine particulate air filter F5
- Submicron particulate air filter
- Wide band gas filter

Order No.: 5 36 303 99

WFE 35

Mobile fume extraction unit with in-built pump

Consists of:

- Fume extraction unit
- Expanded metal condensation filter
- Fine particulate air filter F5
- Submicron particulate air filter
- Wide band gas filter

Order No.: 5 36 300 99

for volume extraction:



WFE 2S

Portable fume extraction unit with in-built pump

Consists of:

- Fume extraction unit
- Fine particulate air filter F5
- Main filter cartridge (submicron particulate air filter + wide band gas filter)
- Suction flange DN 40

Order No.: 5 36 266 99
(UK: 5 36 263 99)

WFE 4S

Mobile fume extraction unit with in-built pump

Consists of:

- Fume extraction unit
- Fine particulate air filter F5
- Main filter cartridge (submicron particulate air filter + wide band gas filter)
- Suction flange DN 70

Order No.: 5 36 256 99
(UK: 5 36 253 99)

COOPER Tools

Campbell® CaulkMaster® Crescent® Diamond® Erem® Kahnetics® Lufkin®
Nicholson® Plumb® H.K.Porter® Weller® Wire-Wrap® Wiss® Xcelite®

GERMANY
Cooper Tools GmbH
Carl-Benz-Str. 2,
74354 Besigheim
Tel: (07143) 580-0
Fax: (07143) 580-108

FRANCE
Cooper Tools S.A.
25 Avenue Maurice Chevalier
77330 Ozior La Ferrière
Tél: (1) 60.18.55.40
Fax: (1) 64.40.33.05

GREAT BRITAIN
Cooper Tools
Suite 15, Coniston House
Towne Centre
Washington, Tyne & Wear
NE38 7RN
Tel: (0191) 419 7700
Fax: (0191) 417 9421

ITALY
Cooper Italia S.p.A.
Viale Europa 80
20090 Cusago (MI)
Tel: (02) 9033101
Fax: (02) 90394231

SWITZERLAND
Erem S.A.
Rue de la Roselière 8
1400 Yverdon les Bains
Tel: (024) 426 12 06
Fax: (024) 425 09 77